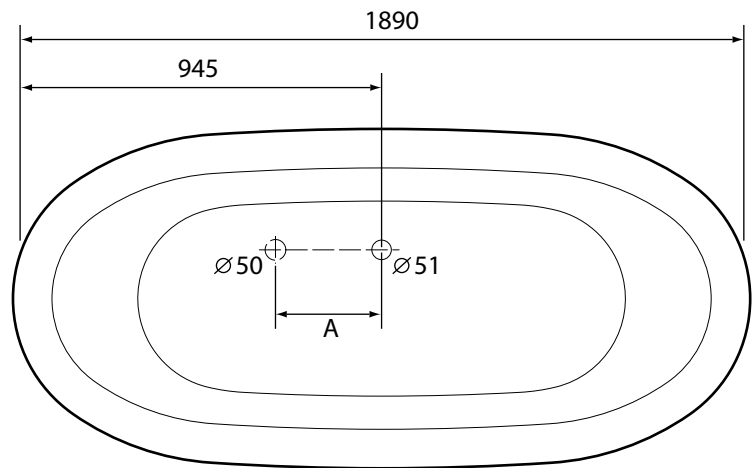
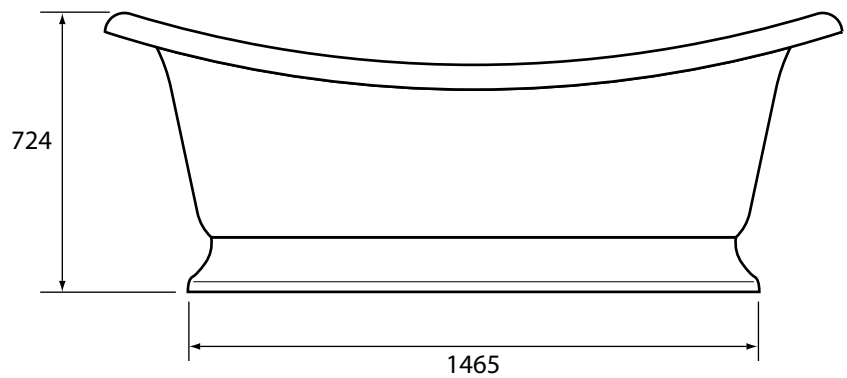



THE BIG WHITE - QUARRYL



A: Floor connection evacuation tube at 150 - 600mm offset from crepine.
Can be placed at either side of the crepine.
Diameter evacuation tube in floor 50mm.
!! MIN. OFFSET FROM PLINTH = 40MM !!



Technical specification

Drawings not to scale. All dimensions are nominal (mm).
We reserve the right to alter specifications without notice.